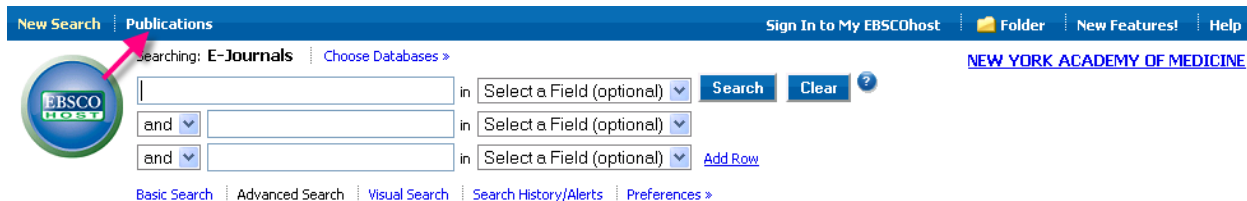


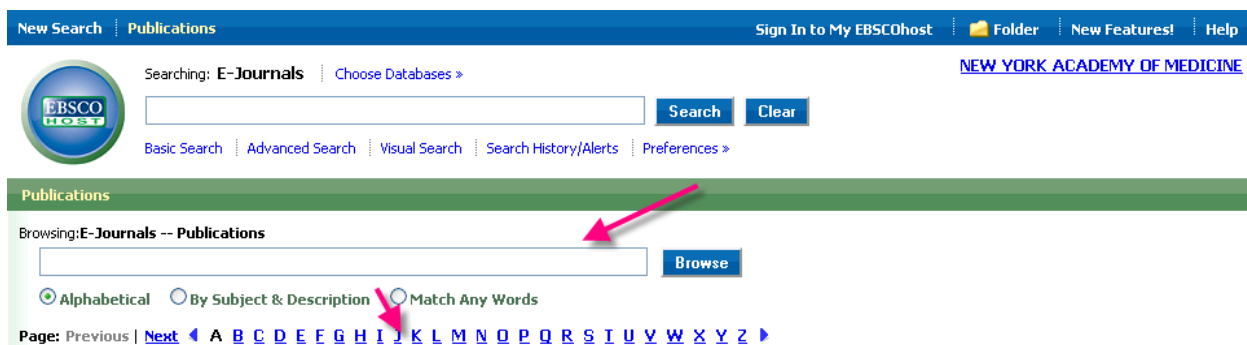
# NEW YORK ACADEMY OF MEDICINE LIBRARY

## Setting up a Table of Contents Alert through EBSCO's E-Journals Database


- 1) This is the search screen for EBSCO's **E-Journals** database. Click "Publications" at the top left-hand corner to begin browsing for the journal you are interested in.



- 2) From the "Publications" page, you can search for journals two ways: type the name of a journal into the search box or browse an alphabetical list of titles.



- 3) Once you have selected a journal from your results, you will be taken to the record for that journal. From there you can create a table of contents alert. You can also browse issues of the journal by year.



- 4) When you click on “Alerts” you will be prompted to sign into your **MyEBSCO Host** account or sign up for one if you have not already. **MyEBSCO Host** is a free storage area where you can save searches as well as alerts for all EBSCO databases. You will need to be signed into **MyEBSCO Host** to set up and save your table of contents alert.

- 5) Once you are signed into **MyEBSCO Host**, you can create your table of contents alert. There are a number of options that you can select from for the format in which you receive your alerts. You can also specify the length of time for which you would like to receive alerts for that particular journal.